

SEED TAG ORDER BLANK

Ship By: Parcel Post Date: _____
 United Parcel Service Your Order Number: _____

IF PAYMENT ACCOMPANIES ORDER, MAKE CHECK PAYABLE TO: **UNIVERSITY OF KENTUCKY**

NO. OF TAGS	TYPE OF TAGS - *ILLUSTRATIONS ON BACK OF THIS FORM*			TOTAL
	FORM A (MANILA) FOR ALFALFA, CLOVERS AND GRASSES, EXCEPT MIXTURES			
	Max Bag Weight			
	25 Pound	<input type="checkbox"/> Printed	<input type="checkbox"/> Blank	@ \$0.08 each
	50 Pound	<input type="checkbox"/> Printed	<input type="checkbox"/> Blank	@ \$0.16 each
	75 Pound	<input type="checkbox"/> Printed	<input type="checkbox"/> Blank	@ \$0.20 each
	100 Pound	<input type="checkbox"/> Printed	<input type="checkbox"/> Blank	@ \$0.24 each
	FORM B (YELLOW) FOR ALL SEEDS EXCEPT ALFALFA, CLOVERS AND GRASSES AND MIXTURES			
	Max Bag Weight			
	25 Pound	<input type="checkbox"/> Printed	<input type="checkbox"/> Blank	@ \$0.04 each
	50 Pound	<input type="checkbox"/> Printed	<input type="checkbox"/> Blank	@ \$0.08 each
	75 Pound	<input type="checkbox"/> Printed	<input type="checkbox"/> Blank	@ \$0.12 each
	100 Pound	<input type="checkbox"/> Printed	<input type="checkbox"/> Blank	@ \$0.16 each
	FORM C (GREEN) FOR ALL MIXTURES			
	Max Bag Weight			
	25 Pound	<input type="checkbox"/> Printed	<input type="checkbox"/> Blank	@ \$0.08 each
	50 Pound	<input type="checkbox"/> Printed	<input type="checkbox"/> Blank	@ \$0.16 each
	75 Pound	<input type="checkbox"/> Printed	<input type="checkbox"/> Blank	@ \$0.20 each
	100 Pound	<input type="checkbox"/> Printed	<input type="checkbox"/> Blank	@ \$0.24 each

TOTAL

AMOUNT ENCLOSED


SHIP TO: _____

(PLEASE PRINT CLEARLY)

Form A—For Unmixed Alfalfas, Clovers or Grasses


Lot _____ Seedsman _____
 _____ Address _____
 _____ Kind _____ Variety _____
 Pure Seed _____ % Germination _____ %
 Inert Matter _____ % Hard Seed _____ %
 Crop Seed _____ % Date of Test _____, 19____
 _____ Month _____
 Weed Seed _____ % Where Grown _____
 See other side for noxious weed seed list

Not good for more than 50 lbs.
 Official Kentucky Tag



Form A—For Unmixed Alfalfas, Clovers or Grasses


Not good for more than 50 lbs.
 Official Kentucky Tag



Form B—For All Agricultural Seeds Except Alfalfas, Clovers and Grasses


Lot _____ Seedsman _____
 _____ Address _____
 _____ Kind _____ Variety _____
 Pure Seed _____ % Germination _____ %
 Inert Matter _____ % Hard Seed _____ %
 Crop Seed _____ % Date of Test _____, 19____
 _____ Month _____
 Weed Seed _____ % Where Grown _____
 See other side for noxious weed seed list

Not good for more than 50 lbs.
 Official Kentucky Tag



Form B—For All Agricultural Seeds Except Alfalfas, Clovers and Grasses.

Not good for more than 50 lbs.
 Official Kentucky Tag



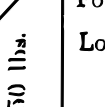
Form C—For Mixtures of Alfalfa, Clovers, and Grasses

Lot _____ Seedsman _____
 _____ Address _____
THIS MIXTURE COMPOSED OF:

Percent of Seed	Kind and Variety	Origin	Germ %	H. S. %	Tested Mo. Yr.

Inert Matter _____ % Crop Seed _____ % Weed Seed _____ %
 See other side for Noxious Weed Seed list

Not good for more than 50 lbs.
 Official Kentucky Tag



Form C—For Mixtures of Alfalfas, Clovers and Grasses.

Not good for more than 50 lbs.
 Official Kentucky Tag

